



Dedicated Homepage Tabs

Create dedicated tabs around
your team's needs

Table of contents

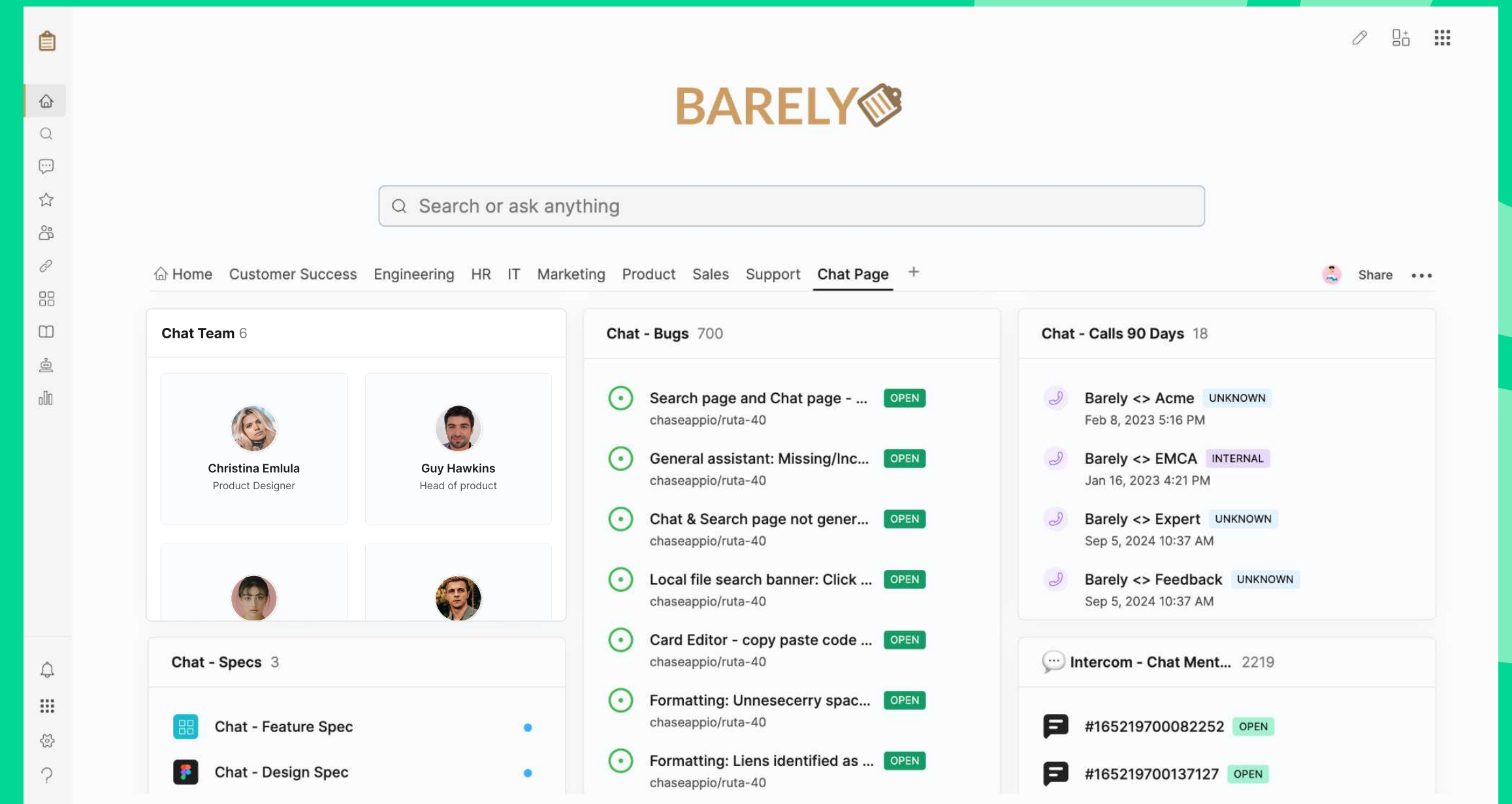
Product launch tab	03
Teams tab	11
Vertical tab	20

Creating a product launch tab

Add a dedicated homepage tab to pin key information for the team working on the feature, giving visibility to all stakeholders tracking the product launch's success.



For this example we have created a tab for the chat feature that the company is working on.









Project team

Create a **Curated Collection** and feature key team members from the People tab in Unleash. Highlighting the individuals leading the project not only emphasizes their expertise and contributions but also offers direct points of contact for any project-related inquiries.

[Learn more about curated collections](#)

Chat Team 6

 <p>Christina Emlula Product Designer</p>	 <p>Guy Hawkins Head of product</p>	 <p>Annette Black Product Manager</p>
 <p>Jacobe Jones Marketing Designer</p>	 <p>Savannah Nguyen Product Designer</p>	 <p>Ralph Edward Community Manager</p>

Open tasks

Create a **Live Collection** and set filters to display all open tasks/bugs related to the project. This keeps the team focused on what needs to be completed, providing real-time visibility on outstanding issues.

[Learn more about live collections](#)

Chat - Bugs 48









- Search page and Chat page - ... OPEN
chaseappio/ruta-40
- General assistant: Missing/Inc... OPEN
chaseappio/ruta-40
- Chat & Search page not gener... OPEN
chaseappio/ruta-40
- Local file search banner: Click... OPEN
chaseappio/ruta-40
- Card Editor - copy paste code... OPEN
chaseappio/ruta-40
- Formatting: Unnecessary spac... OPEN
chaseappio/ruta-40
- Formatting: Liens identified as... OPEN
chaseappio/ruta-40

Feature wiki

Create a **Feature-specific Wiki** to serve as a central hub where all information about the feature is documented. This helps teams collaborate by providing a clear reference for the feature's functionality. It ensures everyone involved has a shared understanding, streamlining maintenance and enabling effective communication across the team.

[Learn more about wikis](#)







Chat - Feature 7

-  Design Principl...  Design and User Experie...
-  User Flows  Design and User Experience
-  Wireframes and M... Design and User Expe...
-  Integrations Po...  Development and Archite...
-  Code Document... Development and Archit...

Customer conversations

Create a **Live Collection** to dynamically highlight customer calls mentioning the new feature. Click on a call to access customer feedback in real time and monitor how customer-facing teams are positioning the new product to ensure consistent messaging.






Chat - Calls 90 Days 18

-  Barely <> Henrique UNKNOWN
Sep 5, 2024 10:37 AM
-  Barely <> Firecracker UNKNOWN
Sep 5, 2024 10:37 AM
-  Barely <> Feedback UNKNOWN
August 29, 2024 10:37 AM
-  Barely <> Expert UNKNOWN
August 7, 2024 10:37 AM
-  Barely <> EMCA INTERNAL
July 30, 2024 4:21 PM
-  Barely <> Acme UNKNOWN
July 18, 2024 5:16 PM

Project documentation

Compile all relevant specs, roadmaps, and documents into a single **Curated Collection** for easy access to key information. This ensures everyone can quickly find the resources they need in one centralized location.





Chat - Specs 5

-  Chat - Technical Documentation ●
-  Chat Planning May - June ●
-  Chat - Task Assignment
-  Chat - Design Spec
-  Chat - Company pitch

Customer issues

Include relevant customer tickets to highlight support issues or questions about the new product. This helps centralize customer feedback and ensures the voice of the customer is easily accessible.

Zendesk - Chat Mentions 85

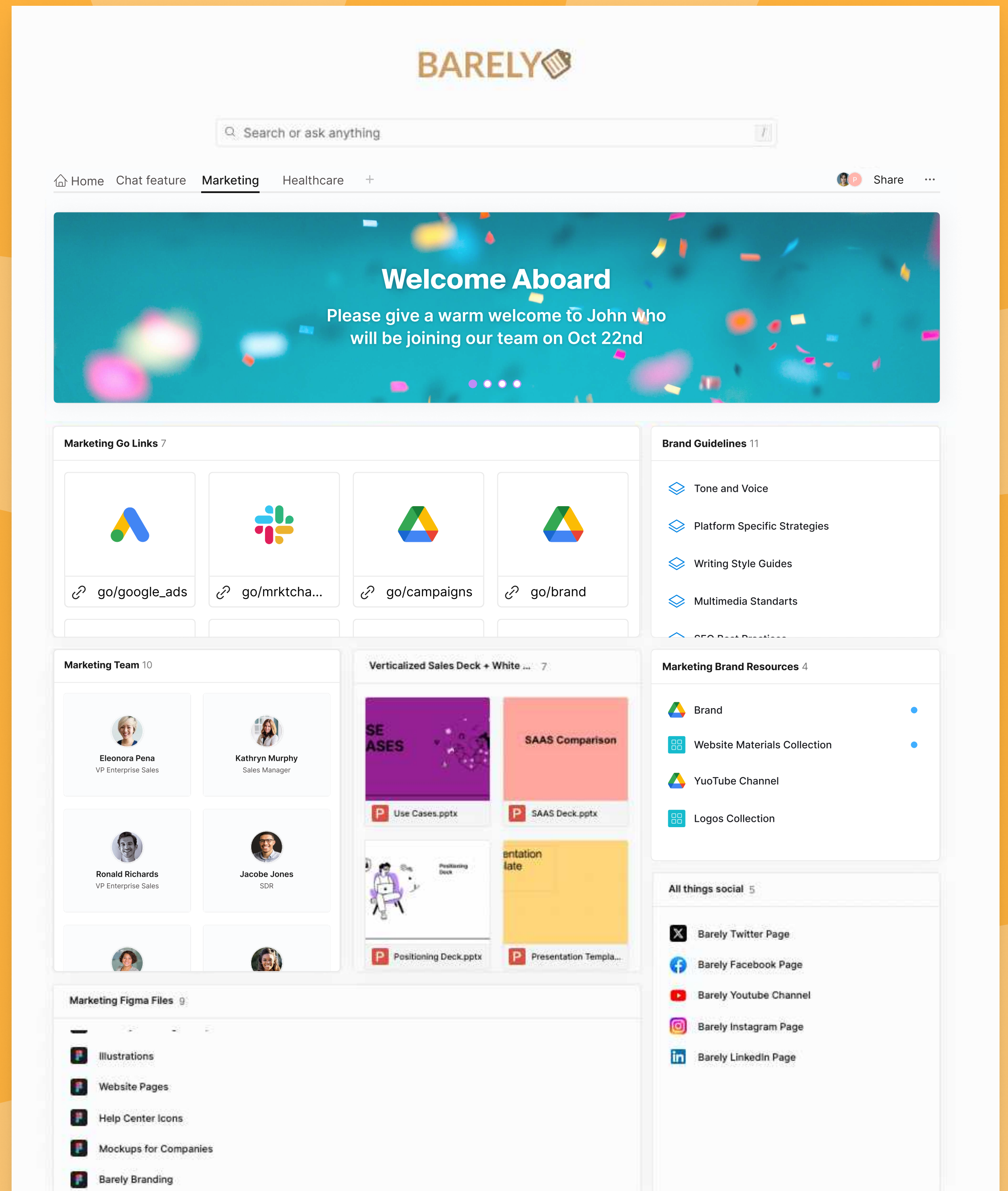
-  **Chat and integration with other...** OPEN #59
-  **Details on upcoming Chat Feat...** OPEN #58
-  **Is the Chat Feature Part of the ...** OPEN #57
-  **Early Access to Chat Feature** NEW #56

Creating a teams tab

Add a dedicated tab to your homepage to centralize key team information, ensuring quick access to resources, updates, and essential materials. This keeps everyone aligned and streamlines collaboration.



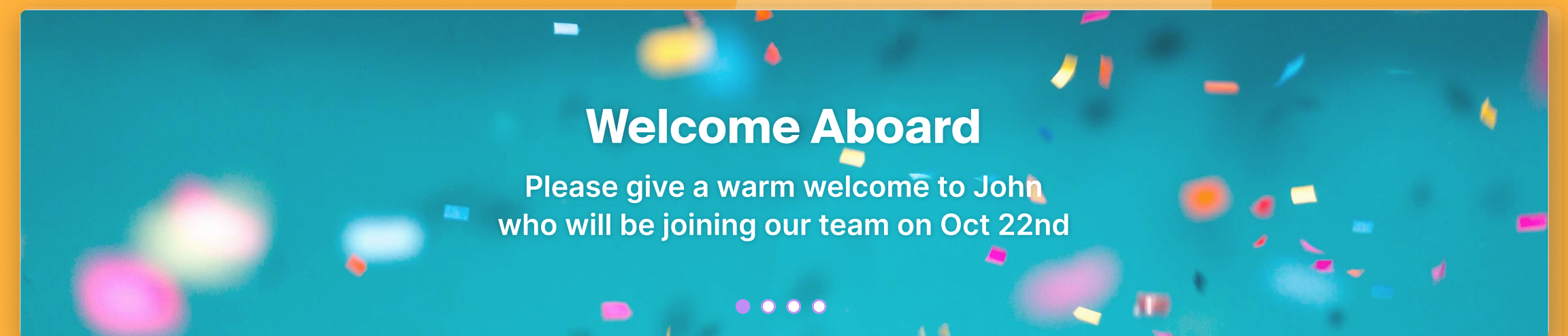
For this example we have created a tab for the Marketing team in the company.



Announcements

Create **Posts** to update your team on current events and share the posts on the teams tab. For example, you can create a post to welcome a new team member, update on project deadlines, or congratulate the team for a project well done!


[Learn more about posts](#)



Quick links

Create a **Curated Collection** that includes relevant Go Links for your team. By using Go Links, team members no longer need to search through emails or files for the correct URLs; they can simply click on a Go Link and be instantly redirect to the necessary page. This ensures that everyone is using the most up-to-date versions of resources.

[Learn more about curated collections and go links](#)





Team wiki

Looking to document team processes or guidelines?

Create a dedicated **Wiki** to centralize all relevant information, making knowledge easily accessible for your team.

[Learn more about wikis](#)

Brand Guidelines 11

 Tone and Voice 

 Platform Specific Strategies 

 Writing Style Guides 







 Multimedia Standarts 

 SEO Best Practices 

Team members

Create a **Curated Collection** and include the key team members from the People tab in Unleash. This provides clarity on roles and responsibilities, helping everyone know exactly who to turn to for specific tasks or expertise.





Marketing Team 10

 Eleonora Pena Enterprise Sales	 Kathryn Murphy Sales Manager	 Theresa Webb Enterprise Sales
 Ronald Richards VP Enterprise Sales	 Jacobe Jones SDR	 Jenny Wilson SDR

Team documentation

Compile all relevant team documents into a single **Curated Collection** for easy access to key information. This ensures everyone can quickly find the resources they need in one centralized location.






Marketing Brand Resources 4

-  Brand ●
-  Website Materials Collection ●
-  YouTube channel
-  Logos Collection

Socials

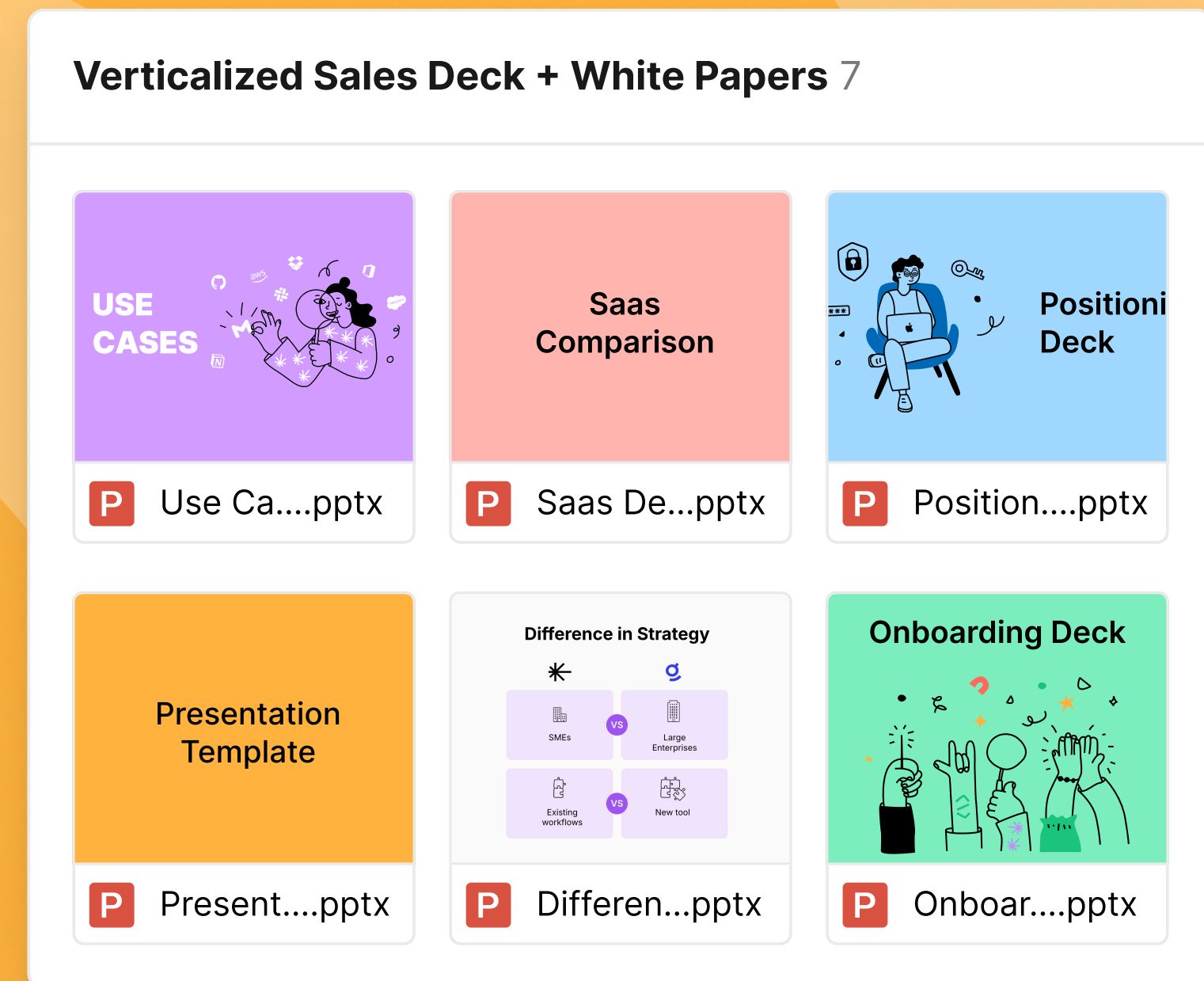
Create a **Curated Collection** and include relevant links to the company's social media platforms. This ensures the team has quick, easy access to all the marketing channels they need for their work, streamlining efforts and boosting efficiency.

All things social 5

-  Barely Twitter Page
-  Barely Facebook Page
-  Barely Youtube Channel
-  Barely Instagram Page
-  Barely LinkedIn Page

Team output

Compile all your key company decks into a **Curated Collection**, giving your team quick access to the most relevant presentations. This enables them to easily download and share the right materials with stakeholders when needed.




Creating a vertical tab

Add a vertical-specific tab to allow users to access relevant industry information quickly, ensuring they have the exact resources they need for their sector, minimizing search time by centralizing relevant documents and updates.



For this example we have created a tab for the company's healthcare vertical.






Key people

Create a **Curated Collection** and add relevant teammates from the People tab in Unleash. This provides clear visibility into roles and responsibilities, ensuring that everyone knows exactly who to contact for specialized expertise and support.

[Learn more about curated collections](#)









Healthcare Key people 3

-  **Theresa Webb** HR Manager
✉ theresaw@acme.so 📞 0123456789 🗣️ HR
-  **Jacob Jones** CEO
✉ jacobj@acme.so 📞 0123456788
-  **Dianne Russell** HR
✉ dianne@acme.so 📞 0123456787 🗣️ HR

Product collateral

Create a comprehensive **Curated Collection** for the healthcare vertical that includes product launch documents, platform overviews, whitepapers, visibility reports and more. This will provide your team with a single, organized repository of essential materials.

Collateral 7

-  Acme product launch assets
-  Healthcare - One pager
-  Healthcare_Value_Whitepaper.pdf
-  Healthcare - Platform Overview
-  Visibility & Insights - Module 
-  Healthcare - Overview
-  Healthcare value.pdf

Vertical wins

Create a **Live Collection** with links to Salesforce Opportunities to showcase the deals you've closed in this vertical, enabling you to highlight your successes while providing your teammates with valuable insights and best practices for closing deals in this market.

[Learn more about live collections](#)

The screenshot displays a 'Healthcare Wins' live collection with 11 items. Four items are visible, each featuring a crown icon, a title, and a 'CLOSED WON' status tag:

- Acme-Full Platform
- Traid LTD - Slackbot S...
- Sharp
- Harte-Intranet

Product wikis

Need to document team processes or guidelines? You can create a dedicated **Wiki** for your team with the relevant information for them to access.

[Learn more about wikis](#)

Industry Compliance and Requirements 11

 FDA Requirements 

 HIPAA Guidelines 

 Service Guidelines 

 Data Security Protocols 

 FDA Requirements 

Product walkthroughs






Create a **Curated Collection** of product walk-throughs tailored to the vertical, ensuring the relevant team members have the information they need to effectively explain, sell, and represent this aspect of the product.



Trust center

Create a **Curated Collection** of essential Compliance & Regulatory Documents for your team, ensuring they can easily access the information they need to act within the specific guidelines for this vertical.








Trust Center 4

-  Compliances •
-  Cyber Security Awareness •
-  Barely GDPR Files  •
-  Barely Trust Center •

Industry reports

Create a **Curated Collection** that compiles all relevant studies and findings in the vertical's space, providing your team with valuable insights. This resource will help them stay informed and educated on industry developments beyond the company.

Industry Reports 4

-  Acme Market Guide Medical Intervention ... 
-  HAAC Predictions for Healthcare Enhanc... 
-  Acme report 2024 
-  Cybersecurity in Healthcare SaaS tools 